

GSD20060A

650V Silicon Carbide Schottky Diode



Features

- High surge current capability
- No reverse recovery
- Positive Temperature Coefficient
- Easy to paralleling
- Halogen-free / RoHS compliant

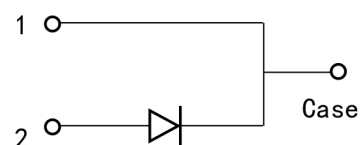
Benefits

- High-speed switching
- Low heat dissipation requirements
- Reduce size and cost of the system
- High-reliability
- System efficiency improvement

Applications

- Solar inverter
- Power factor correction
- Data Center
- Switch mode power supply

V_{RRM}	650V
I_F	20A ($T_c=154^\circ\text{C}$)
Q_C	62nC



Marking	Package
GSD20060A	TO-220-2



GSD20060A

650V Silicon Carbide Schottky Diode

Maximum Ratings (Tc=25°C unless otherwise noted)

Symbol	Parameter		Value	Unit	Note
V_{RRM}	Repetitive peak reverse voltage		650	V	
I_F	Continuous forward current	Tc=25°C	62	A	Figure 3
		Tc=135°C	29	A	
		Tc=154°C	20	A	
I_{FSM}	Non-repetitive forward surge current	Tc=25°C, t _p =10ms, Half sine pulse	172	A	
		Tc=110°C, t _p =10ms, Half sine pulse	156	A	
I_{FRM}	Repetitive Peak Forward Surge Current	Tc=25°C, t _p =10ms, Half sine pulse	164	A	
$\int i^2 dt$	i ² t value	Tc=25°C, t _p =10ms	148	A ² S	
		Tc=110°C, t _p =10ms	121	A ² S	
P_{tot}	Power Dissipation	Tc=25°C	258	W	Figure 4
		Tc=110°C	112	W	
		Tc=150°C	43	W	
T_j, T_{stg}	Operating and Storage Temperature		-55 to +175	-55 to +175	

Electrical Characteristics (Tc=25°C unless otherwise noted)

Symbol	Parameter	Test Conditions	Value			Unit	Note
			Min.	Typ.	Max.		
V_{DC}	DC blocking voltage		650	-	-	V	
V_F	Forward voltage	I _F =10A	-	1.16	-	V	Figure 1
		I _F =20A, Tc=25°C	-	1.35	1.6	V	
		I _F =20A, Tc=175°C		1.7		V	
I_R	Reverse current	V _R =650V, Tc=25°C	-	6	100	uA	Figure 2
		V _R =650V, Tc=175°C		15		uA	
Q_C	Total capacitive charge	V _R =400V	-	62	-	nC	Figure 6
C	Total capacitance	V _R =1V, f=1MHZ	-	906	-	pF	Figure 5
		V _R =200V, f=1MHZ	-	122	-	pF	
		V _R =400V, f=1MHZ	-	118	-	pF	
E_C	Capacitance Stored Energy	V _R =400V	-	10	-	uJ	Figure 7

GSD20060A

650V Silicon Carbide Schottky Diode

Thermal Characteristics

Symbol	Parameter	Value		Unit	Note
		Typ.	Max.		
$R_{th(j-c)}$	Thermal resistance (Junction to case)	0.58	-	$^{\circ}\text{C}/\text{W}$	Figure 8

Electrical Characteristic Curves

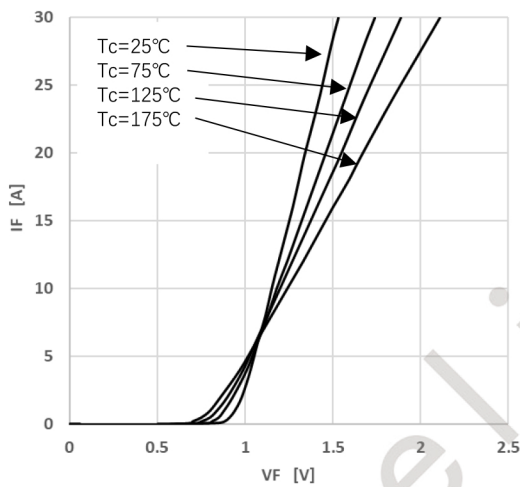


Figure 1 Forward Characteristics

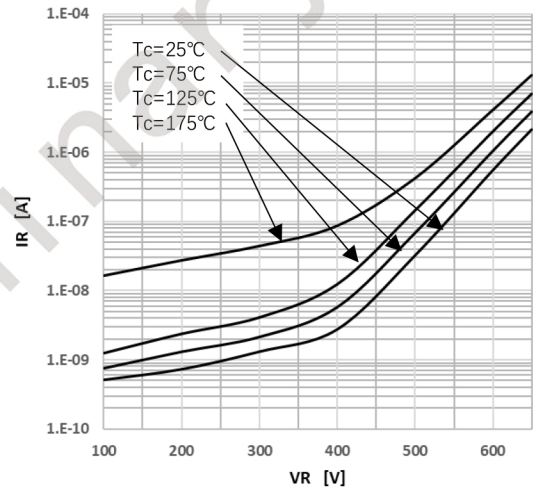


Figure 2 Reverse Characteristics

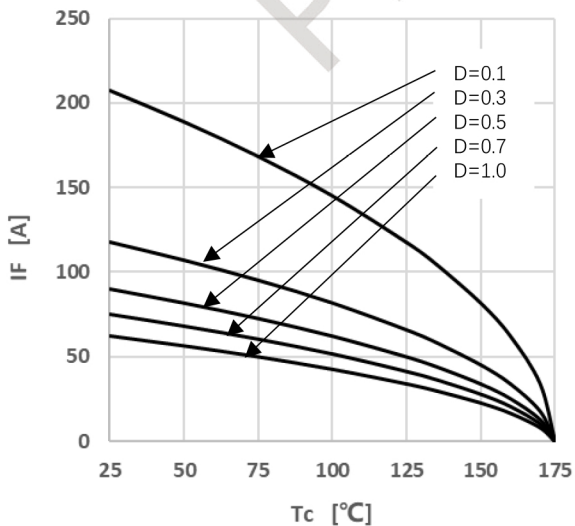


Figure 3 Peak Forward Current Derating

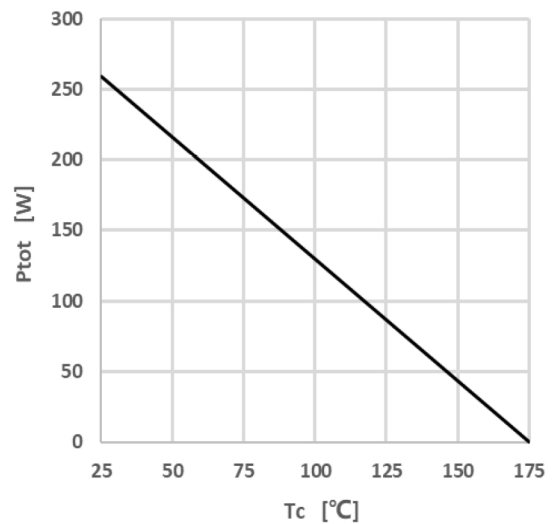


Figure 4 Power Dissipation

GSD20060A

650V Silicon Carbide Schottky Diode

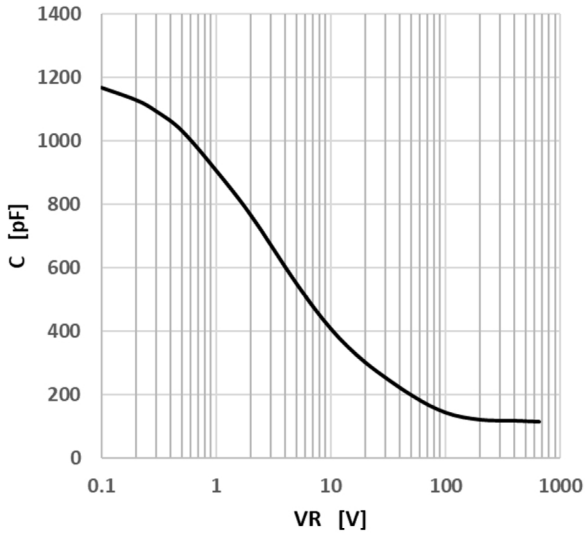


Figure 5 Capacitance vs. Reverse Voltage

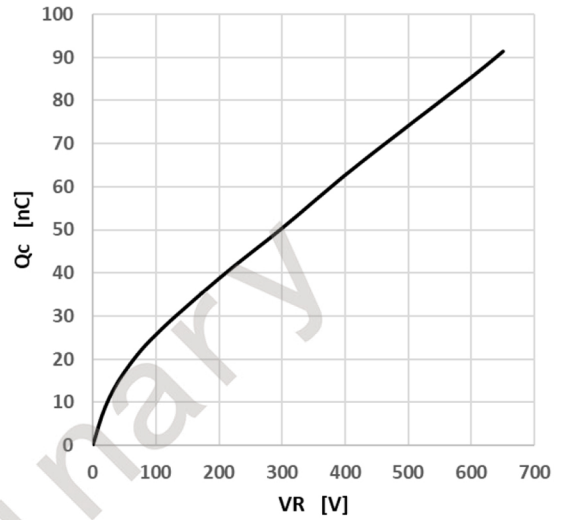


Figure 6 Capacitance Charge vs. Reverse Voltage

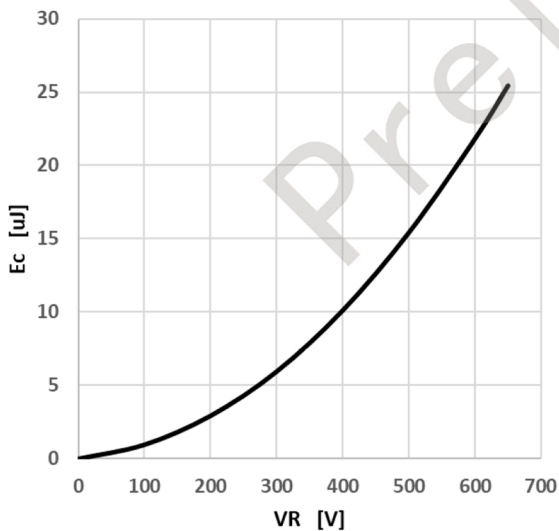


Figure 7 Capacitance Stored Energy

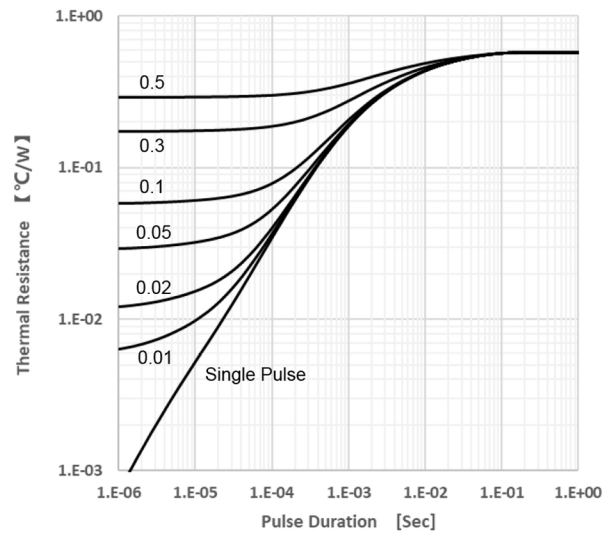


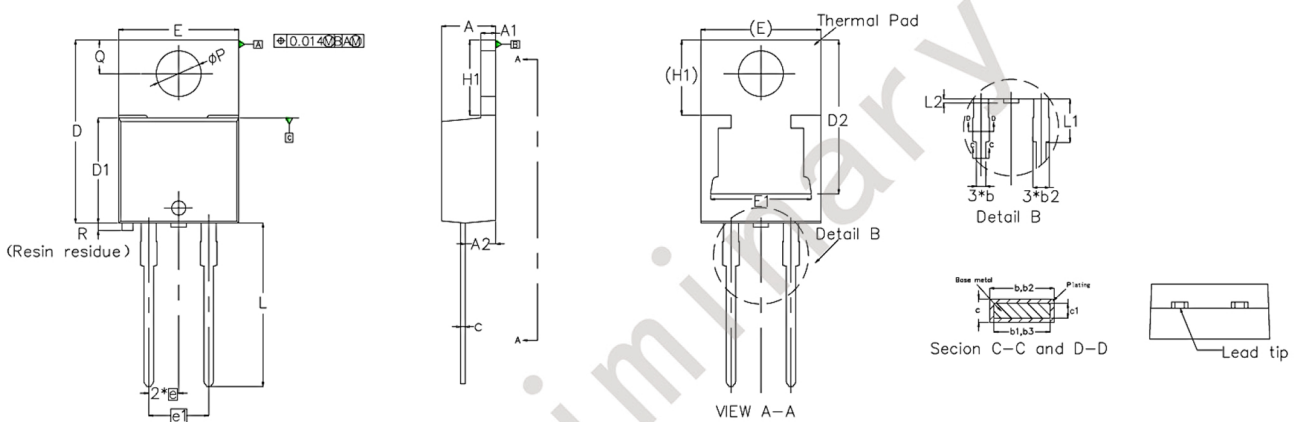
Figure 8 Transient Thermal Impedance

GSD20060A

650V Silicon Carbide Schottky Diode

Package Dimensions

To-220-2



SYMBOL	MILLIMETERS			NOTES	SYMBOL	MILLIMETERS			NOTES
	Normal	MIN.	MAX.			Normal	MIN.	MAX.	
A	4.55	4.44	4.65		E1	8.57	8.25	8.89	
A1	1.27	1.14	1.39		e	2.54	2.41	2.67	
A2	2.60	2.54	2.79		e1	5.08	4.95	5.20	
b	0.85	0.69	0.94		H1	6.20	6.09	6.40	
b1	0.83	0.38	0.97		L	13.60	13.52	14.00	
b2	1.33	1.20	1.45		L1	3.60	3.56	3.80	
b3	1.33	1.20	1.45		L2	—	0	0.35	
c	0.50	0.36	0.56		ϕP	3.80	3.70	3.91	
c1	0.48	0.36	0.56		Q	2.80	2.62	2.87	
D	15.25	14.95	15.32		R			0.2	
D1	8.75	8.50	8.89						
D2	12.85	12.20	13.30						
E	10.18	10.11	10.40						

GSD20060A

650V Silicon Carbide Schottky Diode

Announcement

Information in this document is believed to be accurate and reliable. However, GLOSIC does not give any representations or warranties, expressed or implied, as to the accuracy or completeness of such information and shall have no liability for the consequences of use of such information.

Right to Make Changes

GLOSIC reserves the right to make changes to information published in this document, including without limitation specifications and product descriptions, at any time and without notice. This document supersedes and replaces all information supplied prior to the publication hereof.

The datasheet with “REV.” + “Arabic numerals” is based on engineering data for initial reference purpose only.

The released datasheet would be issued with “REV.” + “alphabet characters”.



www.globalsic.com.cn